



Color Study


2D DESIGN FUNDAMENTALS




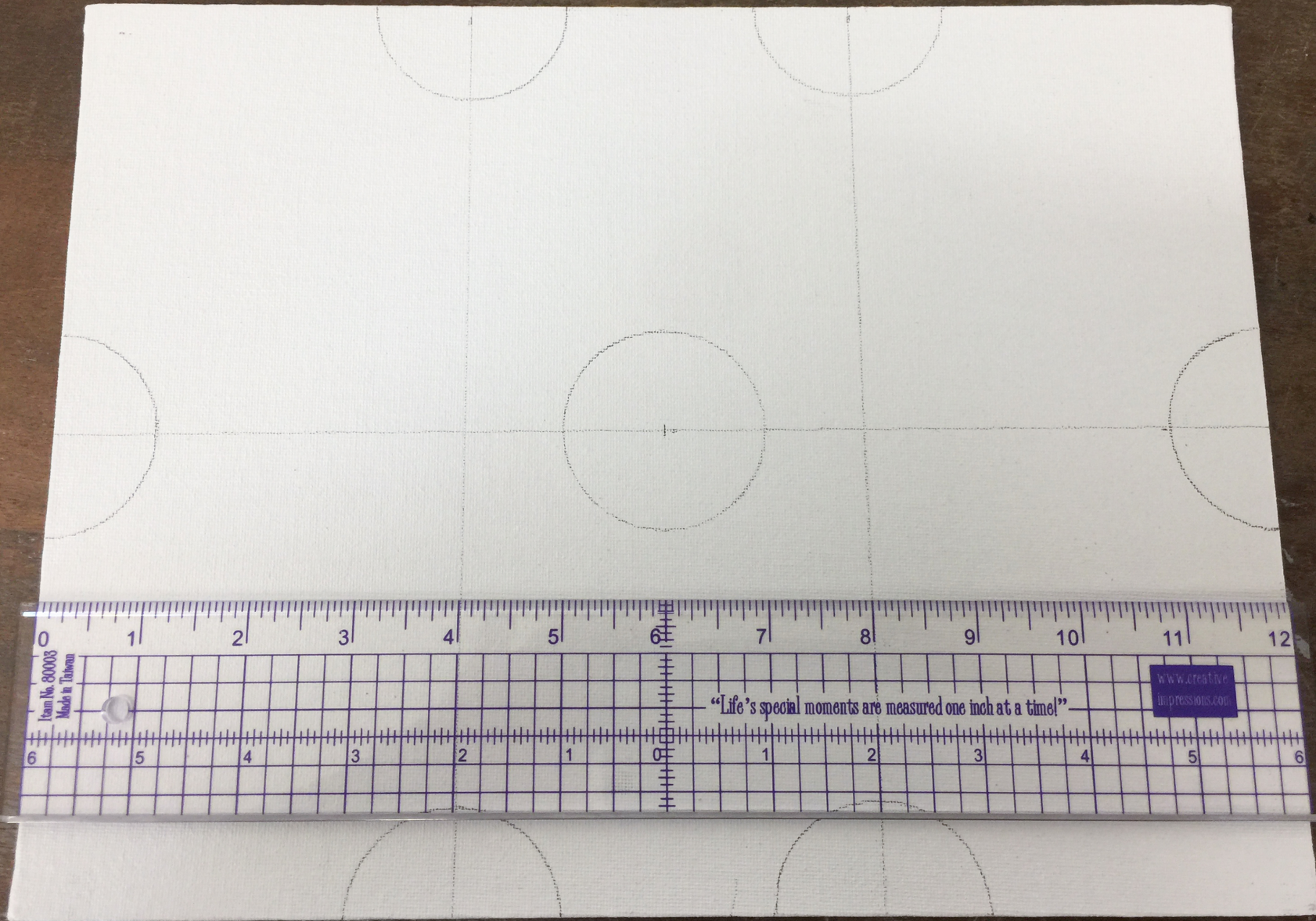
SET UP

- 9x12 Canvas Board
- Helix Circle Creator
- 12 in Grid Ruler
- Pencil









Item No. 80003
Made in Taiwan

"Life's special moments are measured one inch at a time!"

www.creative
impressions.com

RED
Primary Color

PURPLE
Secondary Color

GREEN
Secondary Color

ORANGE
Secondary Color

YELLOW
Primary Color


BLUE
Primary Color

<p>RED Primary Color</p>	<p>PURPLE Secondary Color</p>
<p>GREEN Secondary Color</p>	<p>ORANGE Secondary Color</p>
<p>YELLOW Primary Color</p>	<p>BLUE Primary Color</p>



The final color studies
will be combined to create one
large work of art.
60" wide x 36" high

The connections between each canvas will be where the circles meet.



Simulation of the combined canvases



FAQs

The only two parameter for the design are:

1. Perimeter circles need to remain in the same location, in the same size and circular shape.
2. The color order of the background needs to be in the same order:
Portrait View: 9 wide x 12 high
Top Left = Red; Top Right = Purple
Middle Left = Green; Middle Right = Orange
Bottom Left = Yellow; Bottom Right = Blue

TIPS

- Mix your secondary colors from the primary ones, be sure to put enough of the primary colors into your paint container so that you have enough to mix your secondary colors.
- The design can be done organically, or you can create a design with more geometrically structured shapes.
- The surface of the paint in the end-product needs to be OPAQUE. That means that you can't see any of the white board showing through the color or any paint brush marks. The color needs to be SOLID.
- Precision and neatness are the goals in craftsmanship.
- Think through what colors you are planning to use that will work with the mandated backgrounds.
- Look at nature pictures for inspiration for patterns that you might want to replicate in your designs.

Research

- Do some research into flowers to find some interesting centers and patterns.
- The design does NOT have to be flowers, but you need to maintain the color position of the grid and the position of the circles.
- You might want to create more geometric flowers – the painting can be more architectural, or more organic.



